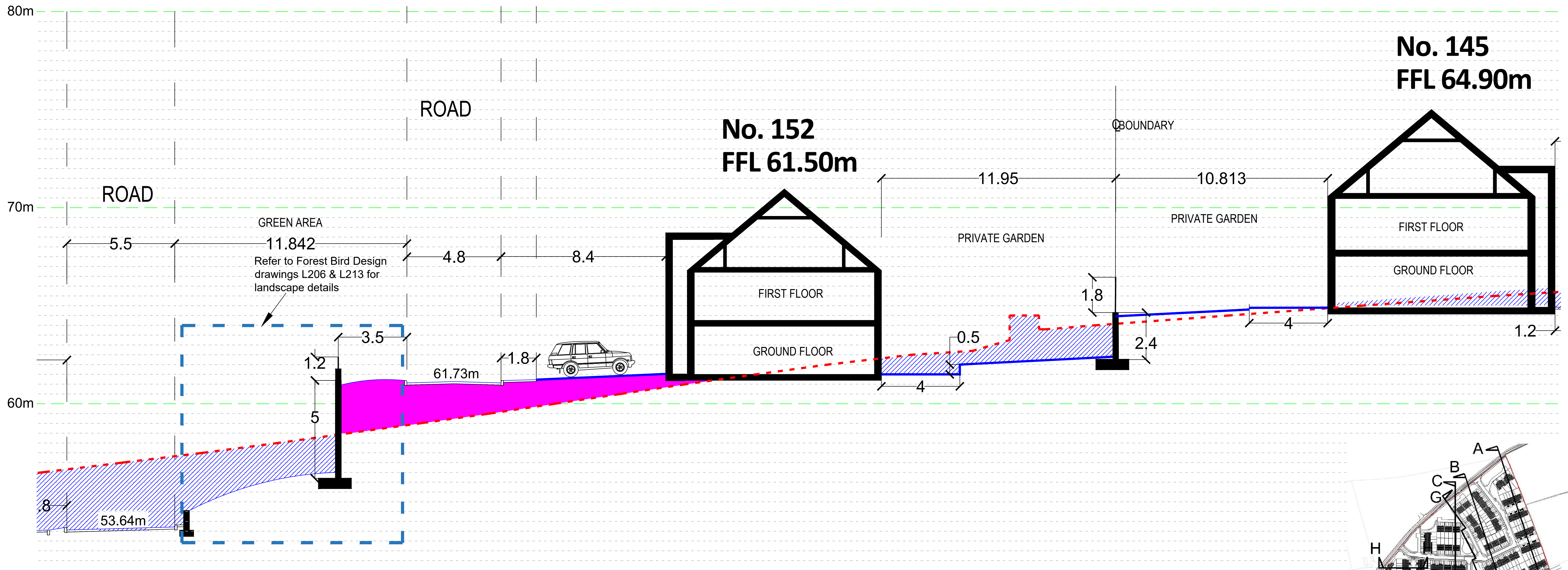
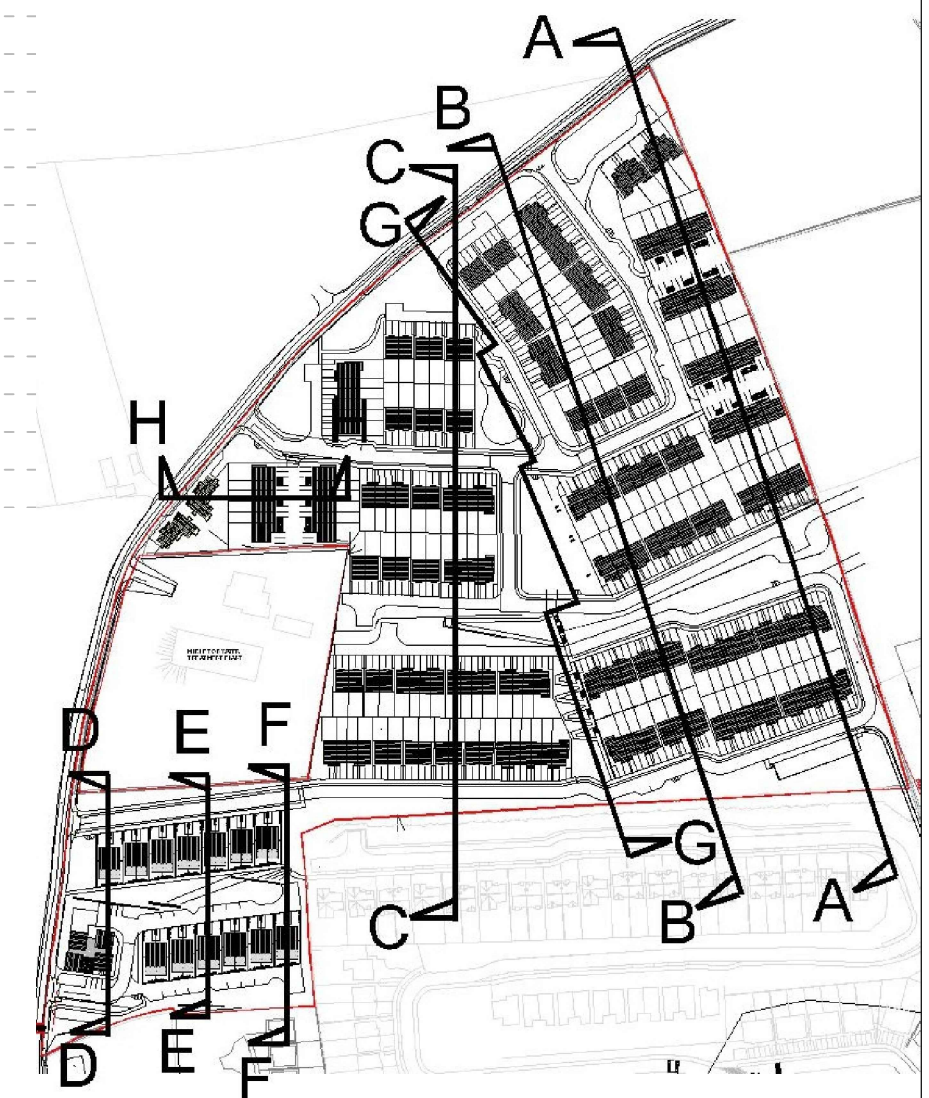


PART 1

SITE SECTION C-C
Scale 1 : 500



SITE SECTION C-C (part 3)
Scale 1 : 100



CastleRock Homes

Notes:

1. This drawing is for the purpose of the stage indicated only. - If in doubt ask.
2. Do not scale, figured dimensions only to be taken.
3. Engineer/Architect to be informed of any discrepancies before work proceeds.
4. Contractor to check all dimensions and conditions on site before commencing works.
5. Drawing to be read in conjunction with current Building Regulations.
6. All components and materials to be installed fully in accordance with manufacturers instructions.



SITE BOUNDARY




EXISTING GROUND LEVEL



PROPOSED LEVELS



PROPOSED FILL



PROPOSED EXCAVATION

REFER TO DRAWING 22/6372-P-1200
FOR OVERVIEW OF SITE SECTIONS

REFER TO DRAWING 22/6372-P-1110
FOR RETAINING WALL DETAILS

Rev	Date	Description	Drawn	Chk'd
A	09-10-2023	ISSUED FOR PLANNING APPLICATION	JB	BOK/GF

BRIAN O'KENNEDY & ASSOCIATES LTD
ENGINEERING | ARCHITECTURE | ASSIGNED CERTIFIERS
LINE CERTIFICATES | DMC | PSDP | CONSERVATION

Shannon House,
Church Road,
Douglas,
Co Cork

Tel: 021-4899854
Fax: 021-4899464
Email: info@bok.ie
Web: www.bok.ie

GENERAL NOTE:
This drawing is the property of Brian O'Kennedy & Associates.
Copyright is reserved. The drawing shall not be copied, reproduced or
otherwise used without the consent of Brian O'Kennedy & Associates.

Drawing Status: LRD PLANNING APPLICATION	
Client: CASTLE ROCK HOMES MIDLETON LTD.	
Project: RESIDENTIAL DEVELOPMENT - BROOMFIELD MIDLETON	
Drawing: PROPOSED SITE SECTION C-C (PART 3)	Date: 03-01-2023 Scale: 1:100 @ A1
Drawing number: 22/6372-P-1214	Rev: A Drawn: JB Chk'd: GF